





MEAN WELL

Your Reliable Power Partner

Standard LED Driver Manufacturer



Group Overview

Founded in 1982, MEAN WELL is one of the world's few manufacturers dedicated to standard power supply products. It is ranked the 4th in global power supply (DC output) makers according to a report by Micro Technology released in March, 2021.

MEAN WELL has been working as a "reliable partner" with customers, suppliers, contractors, and employees to build long lasting mutual trust relationships based on the spirit of "good intentions." The product lines include AC/DC power supplies, LED drivers, AC/DC battery chargers, DC/DC converters, DC/AC inverters. We have over 10,000 standard models widely used in medical, automation, communication, LED lighting, moving sign, and office automation fields.

1982
- Established MEAN WELL ENTERPRISES CO., LTD.

1993
- Established China factory in Guangzhou city

1997
- Set up POWERNEX ELECTRONICS CO., LTD.

1999
- Established "MEAN WELL USA INC." in Fremont,C A



MEAN WELL USA

2002
- Taiwan headquarter moved to HQ Building in Wugu Dist., New Taipei City



MEAN WELL TAIWAN

2006
- Established "MEAN WELL EUROPE B.V." in The Netherlands
- Established the second China factory in SuZhou city



MEAN WELL EUROPE



MEAN WELLL SUZHOU

2016
- Established Huadu factory in Guangzhou city



MEAN WELLL GUANGZHOU

2017
- Established USA Eastern sales office

2018
- Combined revenue exceeded one billion USD
- Established MEAN WELL INTERNATIONAL CO., LTD, Korea office
- Established MEAN WELL ASEAN Regional Office
- Set up Guangzhou Share Well Co., LTD.

MEAN WELL Virtual Expo



2022

- SDG Take-off year
- SDG Group(MEAN WELL/ PowerNex / SHARE WELL) aims to establish E SG companies.
- Established SUZHOU SHARE WELL AUTOMATION TECHNOLOGY CO., LTD.
- Established SUZHOU SHARE WELL SMD TECHNOLOGY CO., LTD.
- Established MEAN WELL MALAYSIA SDN.BHD.
- Established SUZHOU SHARE WELL MAGNE TIC TECHNOLOGY CO., LTD.
- Established SUZHOU CHENG WELL PRECISION TECHNOLOGY CO., LTD.
- Established PowerNex MANAGEMENT CONSULTING CO., LTD.
- Established PowerNex PRECISION TECHNOLOGY CO., LTD.
- Established SUZHOU SHARE WELL PRECISION TECHNOLOGY CO., LTD



MEAN WELLL SUZHOU SMART PARK

2020

- Set up Suzhou SHAER WELL Technology CO., LTD.
- Established "MEAN WELL Welfare Foundation-Community
- Service Base" in the starting office

2024

- Established jiaxing SHARE WELL Electronic Technology CO., LTD.
- Established suzhou SHARE WELL Intelligent Technology CO., LTD.

2025

- Establishment of Dongguan SHARE WELL SMD Technology Co., Ltd.
- Establishment of SUZHOU XIN WELL SMD Technology Co., Ltd.
- Investment and holding in Pinxin Group
- Establishment of MEAN WELL New Jersey Office, USA
- Establishment of PowerNex Manufacturing Co., Ltd.

2019

- Established a new warehouse in Kansas City, Missouri, USA
- Established MEAN WELL India in Bengaluru



MEAN WELLL INDIA

2023

- Established SUZHOU SHARE WELL CERTIFICATION CO., LTD.
- Established MEAN WELL Turkey Diş Ticaret A.Ş.
- Established MEAN WELL Power Solutions, INC.
- Established SHARE WELL Green Energy Technology

2021

- SDG Debut year
- With "Reliable Partners and Sustainable Development" spirits developing the SDG Group
- Set up MEAN WELL SINGAPORE PTE . LTD.



Competitiveness

Product

Up to 10,000 models with adding 10% new products and phasing out 5% old products every year.

Quality

High reliability and quality indicator – 10% lower.

Cost

High cost-performance products, stable material price due to integration.

Delivery

24-hour delivery for small amount order,
14-day delivery for frequent purchase standard products.

Service

Service in 24 hours is offered by MEAN WELL Group and our distributors.

Reliable Relationship

75% of total revenue and purchases come from customers and suppliers with more than 15 years transaction.



Standard Power Supply Solution

2 Main Stream Product Lines



Enclosed Type



LED Driver

6 Niche Product Lines



DIN Rail Type



Battery Charger



DC/AC Inverter



On Board Type



Adaptor



DC/DC Converter

3 + N System solutions



KNX Product



DALI-2 Controller



CMU2 Control and Monitor Unit



19" Rack Power



Modular Power



System Power

VFD Variable Frequency Drive



Enclosed Type



PCB Type

INDEX



Plastic Case

APV 02
APC 02
LPH 03
LPV 03
LPVL 03
LPHC 03
LPC 03
NPF 04
LPF 04
SPWM 05
PWM 05
PLD 06
PCD 06
OWA 07
GSV 07
XLN/XLC 08
XLC-KN/MA 09
LCM 10
SLD 11
LDC 11

Metal Case

XLG 13
XLG-DA2 14
ELG 15
ELG-C 15
ELGC 15
HLG 16
HLG-C 17
HVG 18
HVGC 19
ERP 20
ERPF 20
HBG 21
HBGC 21
XBG 21



The Premium Series | The Best Cost-Performance

PCB Type

PLP 23
HBG-P 24

DC-DC LED Driver Controller & Accessory

DC HOUSE 26
LDH 27
LDB 27
NLDD 28
NHDD 28
LDD 29
LDDS 29
SPD 30
ICL 30
DAP 31
DLP 31
DLS 31
DTP 32
DLC 32
KAA 32
KNX 33
KSI 33
KSR 33
KSC 33

Comparison Chart of Metal Case Models	34
Sustainable Development Group	35
Media Kit	36



Plastic Case

- 02 AP (8~35W)
- 03 LP(18~150W)
- 04 NPF (40~200W)
- 04 LPF (16~90W)
- 05 SPWM (75~240W)
- 05 PWM (40~200W)
- 06 PLD (16~60W)
- 06 PCD (16~60W)
- 07 OWA (60~200W)
- 07 GSV (30~60W)
- 08 XLN/XLC (25~60W)
- 09 XLC-KN/MA (25~60W)
- 10 LCM (25~60W)
- 11 SLD (50~150W)
- 11 LDC (35~80W)

Application

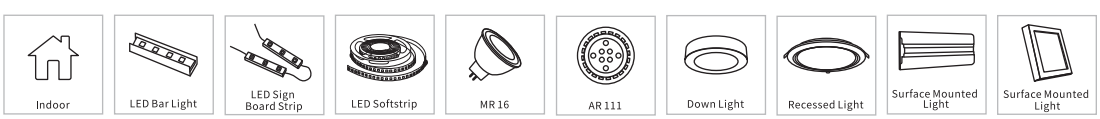

8~35W AP Series

Features



- Constant voltage mode for APV series
- Constant current mode for APC series
- Universal AC input : 90~264VAC
- Withstand 300VAC surge input for 5 secs. (APV-25/35)
- Isolation class II,no F.G.
- Class 2 power unit / Pass LPS
  (except for APV/APC-8,APC-25-350 and APC-35-350/500)
- Fully isolated plastic case with IP42 level
- Protections: Short Circuit / Overload (only for APV series) /
  Over Voltage(except for APC-8)
- No load power consumption <0.5W for APV/APC-8
- 2 years warranty

APV Spec

APC Spec

Models

Model No.	APV-8	APV-12	APV-16	APV-25	APV-35
Output (V)	5	5	5	5	5
	12	12	12	12	12
	24	15	15	15	15
		24	24	24	24
				36	36
Dimension (mm)	60x30x23.5	77x40x29		84x57x29	

Model No.	APC-8	APC-12	APC-16	APC-25	APC-35
Output (mA)	250	350	350	350	350
	350	700	700	500	500
	500			700	700
	700			1050	1050
Dimension (mm)	60x30x23.5	77x40x29		84x57x29.9	

Note:These models are not intended for lighting application in the EU. (EU Recommendation: NPF/LPF/LCM/XLC Series)

LP Series 18~150W

Features

- Constant voltage mode for LPH / LPV / LPVL series
  Constant current mode for LPHC / LPC series
- Fully encapsulated with IP67 level
- Isolation class II,no F.G.
- Class 2 power unit / Pass LPS
  (except for LPV/LPVL/LPC-100~150 and LPV-60-5)
- Protections: Short Circuit / Over Voltage / Overload
  (only for LPV series) / Over Temperature
  (only for 18W&150W)
- 2 years warranty



LPH Spec | LPV(L) Spec | LPHC Spec | LPC Spec

Models

Model No.	LPH-18	LPV-20	LPV-35	LPV-60	LPV-100	LPV-150	LPVL-150
Input (V)	180~264	90~264	90~264	90~264	90~264	180~305	90~132
Output (V)	12	5	5	5	5	12	12
	24	12	12	12	12	15	24
	36	15	15	15	15	24	
		24	24	24	24	36	
			36	36	36	48	
				48	48		
Dimension (mm)	140x30x22	118x35x26	148x40x30	162x42x32	190x52x37	191x63x37.5	

Model No.	LPHC-18	LPC-20	LPC-35	LPC-60	LPC-100	LPC-150
Input (V)	180~264	90~264	90~264	90~264	90~264	180~305
Output (mA)	350	350	700	1050	350	350
	700	700	1050	1400	500	500
			1400	1750	700	700
					1050	1050
					1400	1400
					1750	1750
					2100	2100
						2450
						2800
						3150
Dimension (mm)	140x30x22	118x35x26	148x40x30	162.5x42.5x32	190x52x37	191x63x37.5

Note: These models are not intended for lighting application in the EU. (EU Recommendation: NPF/LPF/XLN/XLG Series)

40~200W & 16~90W NPF/LPF Series

NPF Features

- Constant voltage+constant current modes
- V-Type: Constant voltage mode only
  D-Type: Constant current mode only,
- Built-in 3 in 1 dimming function
  (0~10VDC, PWM signal or resistance)
- Wide AC input: 90~305VAC
- No load power consumption <0.15W
  (<0.5W for D-Type)
- Fully isolated plastic case with IP67 level
- Isolation class II, no F.G.
- Class 2 power unit
- Protections: Short Circuit / Over Current /
  Over Voltage / Over Temp.
- 5 years warranty



NPF Spec

LPF Features

- Constant voltage+constant current modes
- D-Type: Constant current mode only,
- Built-in 3 in 1 dimming function
  (1~10VDC, PWM signal or resistance)
- Wide AC input: 90~305VAC
- Fully isolated plastic case with IP67 level
  (optional for LPF-16/16D)
- Isolation class II/2, no F.G.
- Protections: Short Circuit / Over Current /
  Over Voltage / Over Temp.
- 5 years warranty



LPF Spec

Models

Model No.	NPF-40(D)	NPF-60(D)	NPF-90(D)	NPF-120(D)	NPF-200(V)
Output (V)	12	12	12	12☐	12
	15	15	15	15☐	24
	20	20	20	20☐	36
	24	24	24	24☐	42
	30	30	30	30☐	48
	36	36	36	36☐	54
	42	42	42	42☐	
	48	48	48	48☐	
	54	54	54	54☐	
Dimension (mm)	150x53x35		171x63x37.5	191x63x37.5	195x68x39.5

☐= Blank, BE; Blank：without auxiliary output, BE：D-Type with auxiliary function；V-Type: Suitable for poultry lighting or LED strip

Model No.	LPF-16(D)	LPF-25(D)	LPF-40(D)	LPF-60(D)	LPF-90(D)
Output (V)	12	12	12	12	15
	15	15	15	15	20
	20	20	20	20	24
	24	24	24	24	30
	30	30	30	30	36
	36	36	36	36	42
	42	42	42	42	48
	48	48	48	48	54
	54	54	54	54	
Dimension (mm)	148x40x32		162.5x43x32		161x61x36

SPWM/PWM Series 40~200W

SPWM Features NEW

- DAL1-2 DT6(Dimming) or DT8 (Tunable white/RGBW) control available
- Constant voltage PWM style output with 1 or 4 channels
- Standby power consumption <0.5W
- Function options:3 in 1dimming/DALl-2+PUSH Dimming
- Slim and Linear housing Design, terminal block wiring
- Built-in active PFC function
- Class II power unit, no F.G.
- Protections: Short circuit / Overload /Over voltage / Over Temp.
- Minimum dimming level 0.1%
- Cooling by free air convection
- 5 years warranty

PWM Features

- Constant voltage PWM style output mode
- Wide AC input: 90~305VAC
- Multiple dimming functions available: 3 in 1 / DALI / DALI-2 / KNX
- Built-in active PFC function
- High efficiency up to 94%
- No load power consumption <0.5W
- Fully isolated plastic case with IP67 level
- Isolation class II,no F.G.
- Protections: Short Circuit / Overload / Over Voltage / Over Temp.
- 5 years warranty

PWM-40 PWM-60 PWM-90 PWM-120 PWM-200



Models NEW

Model No.	SPWM-75-x□	SPWM-150-x□	SPWM-240-x□
Output (V)	12	12	24
	24	24	48
Dimension (mm)	290x38x28	340x38x28	380x38x28

□= Blank, DA2, DA2Q
Blank: with 3 in 1 dimming function (0~10Vdc, 10V PWM signal and resistance)
DA2: DAL1-2 with DT6 control (1 channel output)
DA2Q: DALI-2 with DT8 control (4 channels output)

Model No.	PWM-40	PWM-60	PWM-90	PWM-120	PWM-200
Output (V)	12	12○	12□	12○	12○
	24	24○	24□	24○	24○
	36	36	36	36	36○
	48	48	48□	48	48○
Dimension (mm)	150x53x35		171x63x37.5	191x63x37.5	195x68x39.5

□= Blank, DA2 ○= Blank, DA2, KN
Blank: with 3 in 1 dimming function (0~10Vdc, 10V PWM signal and resistance)
DA2= DALI-2 control technology
KN: KNX control technology

16~60W PLD/PCD Series

Features



- Constant current mode
- AC phase-cut dimming, work with leading edge and trailing edge TRIAC dimmers (only for PCD series)
- Built-in active PFC function
- Fully isolated plastic case with IP42 level
- Isolation class II, no F.G.
- Class 2 power unit / Pass LPS (only for 16W/25W)
- Protections: Short Circuit / Over Temp.
- 3 years warranty

PLD Spec

PCD Spec

Models

Model No.	PLD-25 (Note1)	PLD-40	PLD-60
Output (mA)	350	350B	500B
	700	500B	700B
	1050	700B	1050B
	1400	1050B	1400B
		1400B	1750B
		1750B	2000B
			2400B
Dimension (mm)	84x57x29.5	128x60x31.5	

Model No.	PCD-16	PCD-25	PCD-40	PCD-60
Output (mA)	350☐	350☐	350B	500B
	700☐	700☐	500B	700B
	1050☐	1050☐	700B	1050B
	1400☐	1400☐	1050B	1400B
			1400B	1750B
			1750B	2000B
				2400B
Dimension (mm)	84x57x29.5		128x60x31.5	

☐= A or B A-Type: 90~135VAC, B-Type: 180~295VAC

Note1: PLD-25 AC input: 90~295VAC

OWA/GSV Series 60~200W / 30~60W

OWA Features

- Constant voltage + constant current modes
- Universal AC input: 90~264VAC
- Built-in active PFC function (except for OWA-60)
- Fully encapsulated with IP67 level
- Isolation class II, no F.G.
- Comply with EU ErP and CoC Version 5
- Energy efficiency Level VI
- No load power consumption <0.15W
- Protections: Short Circuit / Overload / Over Voltage / Over Temp.
- 5 years warranty

GSV Features

- Constant voltage output
- AC 180~264V input
- Built-in active PFC function
- Meet BS EN61347 regulation
- Isolation class II, no F.G.
- Class 2 power unit
- No load power consumption <0.5W
  Protections: Short Circuit / Overload / Over Voltage
- 3 years warranty

DC plug

Various DC plugs & accessories available, scan the QR code for details.



OWA Spec



GSV Spec

Models

Model No.	OWA-60(E/U)	OWA-90(E/U)	OWA-120(E/U)	OWA-200(E/U)
Output (V)	12	12	12	12
	15	15	15	20
	20	20○	20	24
	24	24○	24	36
	30	30○	30	42
	36	36○	36	48
	42	42○	42	54
	48	48○	48	
	54	54○	54	
Dimension (mm)	130x53x35	171x63x37.5	191x63x37.5	195x68x39.5

E: European 2P , U: American 2P
○=Blank/P1M Blank: Power DIN 4P with lock type for 12~54V
P1M: 2.5ϕx5.5ϕx11mm/C+, tuning fork type for 20~54V

Model No.	GSV30	GSV60
Output (V)	□12-P1J	□12-P1J
	□24-P1J	□24-P1J
	□48-P1J	□48-P1J
Dimension (mm)	75.5x32x47.5	75.5x32x47.5

□= E/I E: European 2 pin I: Interchangeable type available by request. (AC plug order separately)

25~60W XLN/XLC Series

Features

- Constant power design with wide range adjustable current (H type)
- Constant voltage output models available (12V/24V/48V)
- Output current adjusted by NFC sensing
- Full voltage input 100~305VAC (with PFC function)
- Plastic case with double insulation and Class II design
- Meet UL8750 class 2 / class P power unit
- Compliant with IEEE 1789 and ErP flicker-free standards
- Standby power consumption <0.5W
- Minimum dimming brightness 0.1%
- Fully potted design complies with IP67 waterproof and dustproof (XLN series)
- Compliant with emergency lighting (EL) functions
- Dimming function: 3 in 1, DALI-2, KNX, Matter
- Output and dimming circuit comply with isolation design
- Optional independent or built-in LED power supply (XLC series)
- 5 years warranty and >50,000 hrs lifetime



XLC-25~60W



XLN-25~60W



XLC-25~60W-S

XLN系列

XLC系列

Models

Model No.	XLN-25-◇-□	XLN-40-◇-□	XLN-60-◇-□
Output(V/A)	12V/2.1A 24V/1.05A	12V/3.4A 24V/1.7A	12V/5A 24V/2.5A 48V/1.25A
	H: 9~54V 0.3~1.05A	H: 9~54V 0.6~1.4A	H: 9~54V 0.9~1.7A
Dimension (mm)	114x44x32		141.5x49x32

◇= 12/24/48V (XLN-60 only) Constant voltage output or H Type
□= Blank, B, DA2; Blank：without dimming B：with 3 in 1 dimming DA2: with DALI-2 dimming

Model No.	XLC-25-◇-□○△	XLC-40-◇-□○△	XLC-60-◇-□○△
Output(V/A)	12V/2.1A 24V/1.05A	12V/3.4A 24V/1.7A	12V/5A 24V/2.5A 48V/1.25A
	H: 9~54V 0.3~1.05A	H: 9~54V 0.6~1.4A	H: 9~54V 0.9~1.7A
Dimension (mm)	107x40x32 (147x40x32)		136x45x32 (176x45x32)

◇= 12/24/48V (XLC-60 only)Constant voltage output or H Type
□ = Blank, B, DA2 Blank: Without Dimming B: With 3 in 1 dimming DA2：With DALI-2 dimming
○ = Blank, S Blank: Without strain-relief S: With strain-relief
△ = Blank, N Blank: With DIP switch N: With NFC settings (Optional)
Note: 25/40W constant voltage types without dimming

XLC-KN/MA Series 25~60W NEW

■ XLC-KN Features

- Constant power mode output with multiple stage selectable by ETS database
- Flicker free, complying with CE ErP directive
- KNX/EIB protocol, support KNX data secure
- Meet emergency lighting (EL) application
- Minimum dimming level 0.5%
- Built-in constant illuminance output function (ETS provides three presets L70/L80/L90 and customization)
- Built-in independent KNX push dimming interface
- 5 years warranty



XLC-KN

■ XLC-MA Features

- Matter over thread, Matter 1.3 specification
- Constant power mode output with multiple stage selectable by DIP switch (H-type)
- Constant voltage mode output(12/24/48V)
- Plastic housing with class II and PFC design
- Flicker free, complying with CE ErP directive
- Meet emergency lighting (EL)application
- Minimum dimming level 0.1%(12/24/48V) / 0.5% (H-type)
- Built-in antenna design for easy installation
- 5 years warranty



XLC-MA

■ Models

Model No.	XLC-25-H-KN□	XLC-40-H-KN□	XLC-60-H-KN□
Output(V/A)	9~54V 0.3~1.05A	9~54V 0.6~1.4A	9~54V 0.9~1.7A
Dimension (mm)	107x40x32 (147x40x32)		136x45x32 (176x45x32)

□ = Blank, S Blank: without strain-relief S: with strain-relief

机型	XLC-25-H-MA□	XLC-40-H-MA□	XLC-60-◇-MA□
Output(V/A)	9~54V 0.3~1.05A	9~54V 0.6~1.4A	9~54V 0.9~1.7A
			12V/5A 24V/2.5A 48V/1.25A
Dimension (mm)	107x40x32 (147x40x32)		136x45x32 (176x45x32)

◇= 12/24/48V Constant voltage output or H Type
□ = Blank, S Blank: without strain-relief S: with strain-relief

25~60W LCM Series

Features

- Constant current mode
- Multiple-stage output current level selectable by DIP switch
- Multiple dimming functions available:
  3 in 1 dimming / DALI / DALI-2 / KNX
- Isolation class II, no F.G.
- Power supplies synchronization function up to 10 units
- 12V/50mA auxiliary output for LCM-40/60
- DALI device type (DT6) and device type 8 (DT8) available
- Protections: Short Circuit / Over Voltage
  (only for LCM-40/60) / Over Temp.
- 3 years warranty (LCM-25/40/60)
- 5 years warranty (LCM-40TW)



LCM-25 LCM-40 LCM-60 LCM-40TW

Models

Model No.	LCM-25○	LCM-40○	LCM-60○
Input (V)	180~277	180~295	180~295
Output (mA)	350	350	500
	500	500	600
	600	600	700
	700	700	900
	900	900	1050
	1050	1050	1400
Dimension (mm)	105x68x23	123.5x81.5x23	

○= Blank、DA2、KN
Blank: with 3 in 1 dimming function(0~10Vdc, 10V PWM signal and resistance)
DA2: DALI/DALI-2 control KN: KNX control

Model No.	LCM-40TW (With Tunable White)
Input (V)	180~277
Output (mA)	500
	600
	700
	800
	900
	1050
Dimension (mm)	123.5x81.5x23

TW: DALI-2 control with tunable white function

SLD/LDC Series 50~150W & 35~80W

SLD Features

- Constant voltage + constant current mode output
- Universal AC input: 110~305VAC
- Built-in active PFC function
- Plastic housing with Class II design
- Class 2 power unit (Except for SLD-80-12)
- Slim and linear housing design
- Meet with BS EN61347/EN60335 regulations
- No load power consumption<0.5W
- Protections: Short Circuit / Over Current / Over Voltage / Over Temp.
- 3 years warranty (SLD-50/80)
- 5 years warranty (SLD-150)



SLD Spec

LDC Features

- Constant power mode
- Full power at 70~100% current
- Linear metal housing
- SELV and Isolated design
- Class 2 power unit
- Built-in active PFC function
- Flicker-free design
- No load power consumption<0.5W
- Multiple types for choice: 3 in 1, DALI
- Protections: Short Circuit / Over Voltage / Over Temp.
- 5 years warranty



LDC Spec

Models

(Except for 150W)

Model No.	SLD-50	SLD-80	SLD-150
Output (V/mA)	12V	12V	12V
	24V	24V	24V
	56V/0.9~1.4A	56V/1.4~2.1A	56V(48V)/2.6~4.1A
Dimension (mm)	280x30x16.8	320x30x16.8	330x35x22

(LDC-55)

Model No.	LDC-35□	LDC-55□	LDC-80□
Output (V)	27~56	27~56	27~56
Output (mA)	300~1000	500~1600	700~2100
Dimension (mm)	280x30x21	320x30x21	360x30x21

□= Blank, B, DA, DA2 (LDC-55 only)

Blank: Non dimming B: 3 in 1 dimming function (0~10Vdc, PWM signal and resistance)

DA: DALI + push dimming DA2: DALI-2 + push dimming



Metal Case

13 XLG (20~320W)
14 XLG-DA2 (50~320W)
15 ELG (75~300W)
15 ELG-C (75~300W)
16 HLG (40~600W)
17 HLG-C (60~480W)
18 HVG (65~480W)
19 HVGC (65~1000W)
20 ERP (200~350W)
20 ERPF(400W)
21 HBG (60~240W)
21 HBGC (300W)
21 XBG (100~240W)

Application



XLG Series 20~320W

Features

- Constant power mode output (XLG-25~320)
- Constant current mode (XLG-20 only)
- Full power at 70~100% current
- Universal AC input: 100~305VAC
- Metal case with IP67
- Built-in active PFC function
- Class 2 power unit (XLG-20~100)
- Surge protection with 6KV/4KV (10KV/6KV available)
- India (EESL) version with input over voltage protection; can survive input voltage stress of 440Vac for 48 hours
- Multiple models for choice, see P.33 for more details
- Protections: Short Circuit / Over Current / Over Voltage / Over Temp.
- 5 years warranty



XLG Spec

Models

Output \ Model No.	12○	24○	L○	M○	H○	V○	Dimension (mm)
XLG-20			32.4~54V, 0.35A	25.2~42V, 0.5A	18~30V, 0.7A		95x63x30
XLG-25☐					22~54V, 0.25~1.05A		105x63x30
XLG-50☐					22~54V, 0.53~2.1A		105x63x30
XLG-75☐	8.4~12V, 5A	16.8~24V, 3.1A	53~107V, 0.35~1.05A		27~56V, 0.65~2.1A		140x63x32
XLG-100☐	8.4~12V, 4~8A	16.8~24V, 2~4A	71~142V, 0.35~1.05A		27~56V, 0.875~2.78A		140x63x32
XLG-150☐	8.4~12V, 6.5~12.5A	16.8~24V, 3.2~6.25A	120~214V, 0.35~1.05A	60~107V, 0.7~2.1A	27~56V, 1.4~4.17A		180x63x35.5
XLG-200☐	8.4~12V, 8~16A	16.8~24V, 4.15~8.3A	142~285V, 0.35~1.05A		27~56V, 1.75~5.55A		199x63x35.5
XLG-240☐			178~342V, 0.35~1.05A	90~171V, 0.7~2.1A	27~56V, 2.4~6.66A		219x63x35.5
XLG-320☐			150~300V, 0.5~1.4A	74~148V, 2.1~2.8A	30~56V, 5.57~7.42A	24V/13A 12V/18A	246x77x39.5

☐= Blank/I Blank: For standard version I: For India version ○= Blank/A /B/AB 12V/24V without dimming

For more details, please refer to P.34

Model No.	Output(V/A)	Dimension (mm)
XLG-240-48-ABV	43.2~52.8V/5A	219x63x35.5
XLG-320-48-ABV	43.2~52.8V/6.5A	246x77x39.5

50~320W XLG-DA2 Series

Features

- Wide input range 100~305VAC (Class I)
- Full power output at 70~100%
  constant power mode operation
- Metal case with IP67, suitable for outdoor application
- Surge protection with 6KV/4KV
- DALI-2 Dimming with minimum level 8%
- 12V / 250mA auxiliary power available
  (Optional, XLG-150~320)
- India(EESL) version with input over voltage protection;
  can survive input voltage stress of 440Vac for 48 hours
- Protection functions: SCP/OTP
- Life time >50,000 hrs
- 5 years warranty



XLG-DA2

Models

Model No. / Output	L○	M○	H○	Dimension (mm)
XLG-50□	60~142V,0.3~0.7A		25~56V,0.5~1.4A	105x63x30
XLG-75□	53~107V,0.35~1.05A		27~56V,0.7~2.1A	140x63x32
XLG-100□	71~142V,0.35~1.05A		27~56V,0.875~2.78A	140x63x32
XLG-150□	120~214V,0.35~1.05A	60~107V,0.7~2.1A	27~56V,1.4~4.17A	180x63x35.5
XLG-200□	142~285V,0.35~1.05A		27~56V,1.75~5.55A	199x63x35.5
XLG-240□	178~342V,0.35~1.05A	90~171V,0.7~2.1A	27~56V,2.4~6.66A	219x63x35.5
XLG-320□	150~300V,0.5~1.4A	74~148V,1.05~2.8A	30~56V,2.8~7.42A	246x77x39.5

□ = Blank/I Blank: For standard version I: For India version
○ = DA2, DA2-A
DA2: DALI-2 dimming function
DA2-A: DALI-2 dimming function with 12V/250mA auxiliary available (Optional) (150~320W)

ELG/ELG-C/ELGC Series 75~300W

Features

- Constant voltage+constant current modes (ELG series)
  Constant current mode (ELG-C series)
  Constant power mode (ELGC-300 series)
- Universal AC input: 100~305VAC
- Metal case with IP67
- Meet 6KV surge immunity level (IEC61000-4-5)
- Type HL LED Driver for use in Class I,
  Division 2 hazardous location luminaires
- No load / Standby power consumption <0.5W
- Multiple models for choice, see P.34 for more details
- Protections: Short Circuit / Over Current /
  Over Voltage / Over Temp.
- 5 years warranty



ELG Spec | ELG-C Spec | ELGC Spec

Models

(ELGC-300)

Model No.	ELG-75	ELG-100	ELG-150	ELG-200	ELG-240	ELG-300
Output (V)	12○-□	24○-□	12○-□	12○-□	24○-□	12A
	24○-□	36○-□	24○-□	24○-□	36○-□	24A
	36○-□	42○-□	36○-□	36○-□	42○-□	
	42○-□	48○-□	42○-□	42○-□	48○-□	
	48○-□	54○-□	48○-□	48○-□	54○-□	
			54○-□	54○-□		
Dimension (mm)	180x63x35.5	199x63x35.5	219x63x35.5	244x71x37.5		246x77x39.5

Model No.	ELG-75-C	ELG-100-C	ELG-150-C	ELG-200-C	ELG-240-C
Output (mA)	350○-□	350○-□	500○-□	700○-□	700○-□
	500○-□	500○-□	700○-□	1050○-□	1050○-□
	700○-□	700○-□	1050○-□	1400○-□	1400○-□
	1050○-□	1050○-□	1400○-□	1750○-□	1750○-□
	1400○-□	1400○-□	1750○-□	2100○-□	2100○-□
			2100○-□		
Dimension (mm)	180x63x35.5	199x63x35.5	219x63x35.5	244x71x37.5	

Model No.	Output (V)	Output(mA)		Dimension (mm)
		100~180VAC	200~305VAC	
ELGC-300-L-○	116~232	650~1700	650~2000	246x77x39.5
ELGC-300-M-○	58~116	1300~3400	1300~4000	
ELGC-300-H-○	29~58	2600~6800	2600~8000	

□=Blank, 3Y; Blank: 2-wire input for standard mode; 3Y: 3-wire input for standard mode
○=Blank , A , B (ELGC-300 except), AB , Dx,DA (ELG only) , ADA(ELGC-300 only)
For more details, please refer to P.34

40~600W HLG Series

Features



- Constant voltage+constant current modes
- Wide AC input: 90~305VAC
- Metal housing with Class I design
- High efficiency up to 94%
- Meet 4KV surge immunity level (IEC61000-4-5)
- Type HL LED driver for use in Class I, Division 2 hazardous location luminaires
- Class 2 power unit (HLG-40H~100H)
- Multiple models for choice, see P.34 for more details
- Protections: Short Circuit / Over Current / Over Voltage / Over Temp.
- 7 years warranty

HLG Spec

Models

Model No.	HLG-40H	HLG-60H	HLG-80H	HLG-100H	HLG-120H	HLG-150H
Output (V)	12☐	15☐	12☐	20☐	12☐	12☐
	15☐	20☐	15☐	24☐	15☐	15☐
	20☐	24☐	20☐	30☐	20☐	20☐
	24☐	30☐	24☐	36☐	24☐	24☐
	30☐	36☐	30☐	42☐	30☐	30☐
	36☐	42☐	36☐	48☐	36☐	36☐
	42☐	48☐	42☐	54☐	42☐	42☐
	48☐	54☐	48☐		48☐	48☐
	54☐		54☐		54☐	54☐
Dimension (mm)	171x61.5x36.8		195.6x61.5x38.8	220x68x38.8		228x68x38.8

Model No.	HLG-185H	HLG-240H	HLG-320H	HLG-480H	HLG-600H
Output (V)	12☐	12☐	12☐	24☐	12☐
	15☐	15☐	15☐	30☐	15☐
	20☐	20☐	20☐	36☐	20☐
	24☐	24☐	24☐	42☐	24☐
	30☐	30☐	30☐	48☐	30☐
	36☐	36☐	36☐	54☐	36☐
	42☐	42☐	42☐		42☐
	48☐	48☐	48☐		48☐
	54☐	54☐	54☐		54☐
Dimension (mm)	228x68x38.8	244x68x38.8 C-Type: 251x68x38.8	252x90x43.8	262x125x43.8	280x144x48.5

☐ = A, B, AB, C (240W/320W only), D (40~480W), Dx (480W only), BL (80W only), Blank (40~320W)

For more details, please refer to P.34

HLG-C Series 60~480W

Features



- Constant current mode
- Wide AC input: 90~305VAC
- Metal housing with Class I design
- High efficiency up to 95%
- Type HL LED driver for use in Class I, Division 2 hazardous location luminaires
- Multiple models for choice, see P.34 for more details
- Protections: Short Circuit / Over Voltage / Over Temp.
- 7 years warranty

HLG-C Spec

Models

Model No.	HLG-60H-C	HLG-80H-C	HLG-120H-C	HLG-185H-C
Output (mA)	350☐	350☐	350☐	500☐
	700☐	700☐	500☐	700☐
			700☐	1050☐
			1050☐	1400☐
			1400☐	
Dimension (mm)	171x61.5x36.8	195.6x61.5x38.8	220x68x38.8	228x68x38.8

Model No.	HLG-240H-C	HLG-320H-C	HLG-480H-C
Output (mA)	700☐	700☐	1400☐
	1050☐	1050☐	1750☐
	1400☐	1400☐	2100☐
	1750☐	1750☐	2800☐
	2100☐	2100☐	3500☐
		2800☐	
		3500☐	
Dimension (mm)	244.2x68x38.8	252x90x43.8	262x125x43.8

☐ = A, B, AB, D (60~185W), Dx (240~480W), DA (320W only)

For more details, please refer to P.34

65~480W HVG Series

Features



- Constant voltage+constant current modes
- Wide AC input: 180~528VAC
- Metal housing with Class I design
- Type HL LED driver for use in Class I, Division 2 hazardous location luminaires (except HVG-65)
- Multiple models for choice, see P.34 for more details
- Protections: Short Circuit / Over Current / Over Voltage / Over Temp.
- 5 years warranty

HVG Spec

Models

Model No.	HVG-65	HVG-100	HVG-150
Output (V)	12☐	15☐	12☐
	15☐	20☐	15☐
	20☐	24☐	20☐
	24☐	30☐	24☐
	30☐	36☐	30☐
	36☐	42☐	36☐
	42☐	48☐	42☐
	48☐	54☐	48☐
	54☐		54☐
Dimension (mm)	189x61.5x36.8	236x68x38.8	245x68x38.8

Model No.	HVG-240	HVG-320	HVG-480
Output (V)	24☐	24☐	24☐
	30☐	30☐	30☐
	36☐	36☐	36☐
	42☐	42☐	42☐
	48☐	48☐	48☐
	54☐	54☐	54☐
Dimension (mm)	254.2x68x38.8	262x90x43.8	262x125x43.8

☐ = A, B, AB, D (65~150W), Dx (240~480W)

For more details, please refer to P.34

HVGC Series 65~1000W

Features



- Constant current mode (HVGC-65~320)
- Constant power mode (HVGC-480~1000)
- Wide AC input: 180~528VAC
- Metal housing with Class I design
- High efficiency up to 95.5%
- Type HL LED driver for use in Class I, Division 2 hazardous location luminaires (except HVGC-65/1000)
- Multiple models for choice, see P.34 for more details
- Auxiliary DC output available
- Protections: Short Circuit / Over Voltage / Over Temp.
- 5 years warranty

HVGC Spec

Models

Model No.	HVGC-65	HVGC-150	HVGC-240	HVGC-320
Output (mA)	350☐	350☐	700☐	700☐
	500☐	500☐	1050☐	1050☐
	700☐	700☐	1400☐	1400☐
	1050☐	1050☐	1750☐	1750☐
		1400☐	2100☐	2100☐
			2800☐	2800☐
			3500☐	3500☐
Dimension (mm)	189x61.5x36.8	245x68x38.8	254.2x68x38.8	262x90x43.8

Model No.	HVGC-480		HVGC-650		HVGC-1000	
Output (V/mA)	L-☐	137~343, 1400~1750	○-L-☐	93~232, 2800~3500	○-L-☐	150~380, 1320~3280
	M-☐	92~228.5, 2100~2625	○-M-☐	62~155, 4200~5250	○-M-☐	95~240, 2100~5250
	H-☐	68~171.5, 2800~3500	○-H-☐	47~116, 5600~7000	○-H-☐	70~180, 2800~7000
			○-U-☐	24~58, 11200~14000		
Dimension (mm)	262x125x43.8		280x144x48.5		310x144x48.5	

○ = Blank (650W only), A Blank: without auxiliary function (12V@200mA) ; A: with auxiliary DC output power
☐ = Blank (480W only), A (65~320W), B (65~320W), AB, D (65~150W), Dx (240~1000W), DA (650W,1000W), ADA (480W only)
For more details, please refer to P.34

200~400W ERP(F) Series

Features

- Constant voltage mode
- Withstand 300VAC surge input for 5 secs.
- Metal case design
- Design against rain splash
- Built-in active PFC function (ERPF series)
- Cooling by free air convection
- LED indicator for power on
- 3 years warranty



ERP Spec

ERPF Spec

Models

Model No.	ERP-200	ERP-350	ERPF-400
Input (V)	180~264	180~264	90~264
Output(V/A)	12V/16.8A	12V/26.7A	12V/30A
	24V/8.3A	24V/14.6A	24V/16.7A
		36V/9.7A	48V/8.3A
		48V/7.3A	
Dimension (mm)	200x120x40	220.4x130x48	220.4x130x48

HBG(C)/XBG Series 60~300W

HBG Features

- Constant current mode (HBG-60/100)
  Constant voltage+constant current modes (HBG-160/200/240)
  Constant power mode, full power at 60~100% current (HBGC-300)
- Wide AC input: 90~305VAC
- Circular metal housing with Class I design (except for HBG-60)
- Fully isolated plastic case (only for HBG-60)
- Built-in active PFC function
- Multiple models for choice, see P.34 for more details
- Protections: Short Circuit / Over Current (HBG-100~240)/ Over Voltage (except for HBG-60)/ Over Temp.
- 5 years warranty



HBG Spec

XBG Features

- Constant power mode
- Full power at 70~100% current
- Wide AC input: 100~305VAC
- Built-in active PFC function
- Circular metal housing design with IP67
- AC input cable with connector type for flexible installation
- Isolation design between output and dimming circuit
- Multiple models for choice, see P.34 for more details
- Protections: Short Circuit / Over Voltage / Over Temp.
- 5 years warranty



XBG Spec

Models

Model No.	HBG-60	HBG-100	HBG-160	HBG-200	HBG-240	HBGC-300		
						L-□	M-□	H-□
Output	1050mA	24□	24□	36□	24□	116~232V, 0.65~2.17A	58~116V, 1.3~4.33A	29~58V, 2.6~8.07A
	1400mA	36□	36□	48□	36□			
	2100mA	48□	48□	60□	48□			
		60□	60□		60□			
Dimension (DxH mm)	ϕ110x 60.5	ϕ130x 66.5	ϕ151.68x 66.5	ϕ151.68x 66.5	ϕ191.5x 69	ϕ191.5x 69		

□ = Blank, A, B, AB, DA (100~240W), ADA (300W only)
For more details, please refer to P.34

Model No.	XBG-100-□-○	XBG-160-□-○	XBG-240-□-○
Output	27~56V, 0.875~2.78A	34~56V, 1.425~4.1A	30~60V, 2.85~5.7A
Dimension (DxH mm)	ϕ130x 56	ϕ151.5x 60	ϕ191x 63

□ = A, AB
For more details, please refer to P.34
○ = Blank, C Blank: AC input with fixed cable C: AC input with connector



PCB Type

23 | PLP (30~60W)

24 | HBG-P (60~240W)

Application

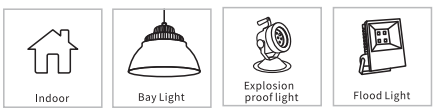

PLP Series 30~80W

PLP Features

- Constant current mode
- Universal AC input : 90~264VAC
- Class 2 power unit / Pass LPS
- Built-in active PFC function
- Protections: Short Circuit / Over Current / Over Voltage
- 2 years warranty



PLP Spec

Models

Model No.	PLP-30	PLP-60
Output (V/mA)	12, 0~2.5	12, 0~5
	24, 0~1.3	24, 0~2.5
	48, 0~0.63	48, 0~1.3
Dimension (mm)	101.6x50.6x26.6	101.6x50.8x29.6

60~240W HBG-P Series

Features

- Constant current mode (HBG-60P/100P)
- Constant voltage+constant current modes (HBG-160P/240P)
- Wide AC input : 90~305VAC (up to 295VAC for HBG-60P)
- Circular shaped PCB design
- Built-in active PFC function
- High efficiency up to 93.5%
- Multiple models for choice, see P.34 for more details
- Protections: Short Circuit / Over Temp.
- 5 years warranty



HBG-P Spec

Models

Model No.	HBG-60-P	HBG-100-P	HBG-160-P	HBG-240-P
Output (mA/V)	1050mA	36□	36□	36□
	1400mA	48□	48□	48□
	2100mA	60□	60□	60□
Dimension (DxH mm)	ϕ99x 26	ϕ104x 34	ϕ124.6x 34	ϕ144x 31

□=A, B



DC-DC LED Driver & Controller & Accessory

26 DC HOUSE
27 LDH
27 LDB
28 NLDD
28 NHDD
29 LDD
29 LDDS
30 SPD
30 ICL-16R/L
31 DAP-04
31 DLP-04
31 DLS
32 DTP
32 DLC-02
32 KAA
33 KNX
33 KSI
33 KSR
33 KSC

Application

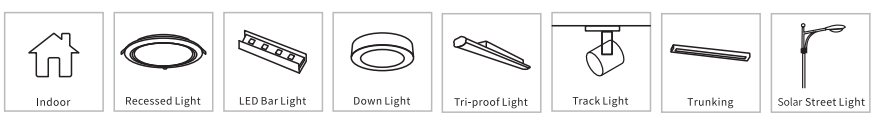

DC House

As increases in energy costs and demands to reduce fossil-based emissions are accelerating a worldwide call for clean energy and efficient power consumption, the DC House is far beyond a concept but necessary infrastructure. MEAN WELL is proud to introduce a new DC centralized bus for indoor device applications to reduce power loss issue.

With four decades of experience in power supply design and manufacturing, MEAN WELL provides power solutions for DC centralized bus and DC lighting applications with complete enclosed type and DC to DC LED driver product portfolios. The DC centralized bus is easily integrated into a renewable energy system to reduce power consumption and total cost.

Please refer to the below diagram for a brand new "DC WORLD".

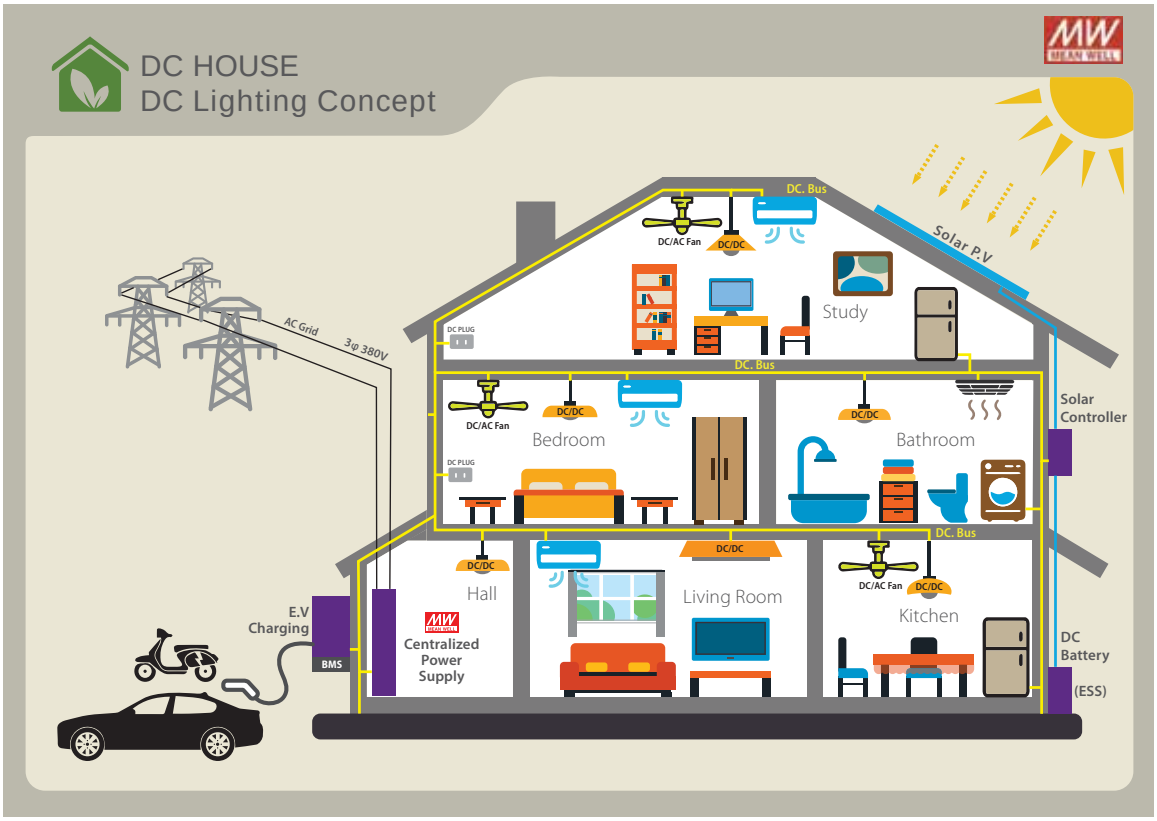

DC Centralized Bus for Lighting Application Selection Guide

Voltage type	Front-end (AC to DC Enclosed type)	Back-end (DC to DC LED driver)	Dimming function
Low Voltage bus (48V)	UHP-1500(1Ø3W) RST-5000/10000 (3Ø4W) SHP-10K/30K(3Ø3W)	NLDD-H series LDDS-HWB series	·PWM ·0-10V
High Voltage bus (380V)	UHP-1500(1Ø3W) RST-7K5/15K (3Ø4W) SHP-10K/30K(3Ø3W)	NHDD series	·PWM ·Dim with DAP-04 for DALI system

Note: For detail enclosed type specification, please refer our industrial power supply catalog.

LDH/LDB Series

LDH Features

- DC/DC step-up converter
- Wide DC input voltage operation 9.5~32V
- High efficiency up to 96%
- Comply with BS EN55015/FCC part 15 for radiation emission without additional input filter and capacitors
- 2 in 1 dimming (0~10V, PWM)
- Class III safety voltage application
- Protections: Short Circuit / Over Voltage / Under Voltage
- 3 years warranty

LDB Features

- DC/DC buck-boost converter
- Constant current output: 300~600mA
- Wide input voltage: 9~36VDC
- High efficiency up to 91%
- Comply with BS EN/EN55015 and FCC part15
- Built-in PWM and remote ON/OFF control
- Protections: Short Circuit / Over Temp.
- 3 years warranty



LDH Spec



LDB Spec

Models

Model No.	LDH-25	LDH-45A	LDH-45B	LDH-45A-DA	LDH-45B-DA	LDH-65
Input (V)	9.5~32	9~18	18~32	9~18	18~32	9.5~32
Output (mA/V)	250☐, 12~84	350☐, 12~86	350☐, 21~126	350☐, 24~86	350☐, 36~126	700☐, 12~80
	350☐, 12~72	500☐, 12~86	500☐, 21~86	500☐, 24~86	500☐, 36~86	1050☐, 12~60
	500☐, 12~50	700☐, 12~64	700☐, 21~64	700☐, 24~64	700☐, 36~64	1400☐, 12~46
	700☐, 12~36	1050☐, 12~43	1050☐, 21~43	1050☐, 24~43	1050☐, 36~43	1750☐, 12~37
Dimension(mm)	52.4x27.2x24	75x53x22.7				75x53x22.7

☐=Blank, W Blank: Pin style W: Wire style
DA: DALI dimming

Model No.	LDB-300L○	LDB-350L○	LDB-500L○	LDB-600L○
Input (V)	9~36	9~36	9~30	9~28
Output (mA/V)	300, 2~40	350, 2~40	500, 2~32	600, 2~30
Dimension(mm)	31.8x20.3x12.2			

○=Blank, W Blank: Pin style W: Wire style

NLDD/NHDD Series

NLDD Features

- DC/DC step-down converter
- Constant current output: 350~1400mA
- Wide input voltage: 10~56VDC
- High efficiency up to 96%
- Comply with BS EN/EN61347 and S EN/EN55015 regulation
- Built-in PWM and remote ON/OFF control
- Class III safety voltage application
- Protections: Short Circuit / Over Temp.
- 3 years warranty



NLDD Spec

NHDD Features

- Constant current mode output
- For DC 380V BUS lighting luminaire
- Driver on Board (DoB) solution available
- Plastic housing and fully encapsolated
- Built-in PWM and remote ON/OFF control
- Protections: Short Circuit / Over Temp.
- 5 years warranty



NHDD Spec

Models

机型	NLDD-350H○	NLDD-500H○	NLDD-700H○	NLDD-1050H○	NLDD-1200H○	NLDD-1400H○
Input (V)	10~56	10~56	10~56	10~56	10~56	10~56
Output (mA/V)	350, 6~52	500, 6~52	700, 6~52	1050, 6~52	1200, 6~46	1400, 6~46
Dimension(mm)	32.1x20.5x12.5					

○=Blank, W　Blank: Pin style　W: Wire style

机型	NHDD-40
Input (V)	360~420
Output (mA/V)	100□, 350V(typ.)
Dimension(mm)	32.1x20.5x12.5

□=Blank, W　Blank: Pin style　W: Wire style

LDD/LDDS Series

LDD Features

- DC/DC step-down converter
- Constant current output: 350~1400mA
- Wide input voltage: 6~50VDC
- High efficiency up to 97%
- Comply with BS EN/EN55015
- Built-in PWM and remote ON/OFF control
- Protections: Short Circuit / Over Temp.
- 3 years warranty



LDD Spec

LDDS Features

- DC/DC step-down converter
- Constant current output: 250~1000mA
- Wide input voltage: 12~56VDC
- High efficiency up to 96%
- Built-in EMI filter, comply with BS EN/EN55015
- Fully enclosed plastic case
- 3 in 1 dimming and remote ON/OFF control
- Protections: Short Circuit / Over Current / Over Temp.
- 5 years warranty



LDDS Spec

Models

Model No.	Input (V)		Output (V)		Output (mA)
	L/LW	LS	L/LW	LS	
LDD-300L□	9~36	9~32	2~32	2~28	300
LDD-350L□	9~36	9~32	2~32	2~28	350
LDD-500L□	9~36	9~32	2~32	2~28	500
LDD-600L□	9~36	9~32	2~32	2~28	600
LDD-700L□	9~36	9~32	2~32	2~28	700
LDD-1000L	2~30		6~36		1000

□=Blank, W, S

Blank: Pin style W: Wire style S: SMD style

机型	Input (V)	Output (V)	Output (mA)
LDDS-250HW□	12~56	2~45	250
LDDS-300HW□	12~56	2~45	300
LDDS-350HW□	12~56	2~45	350
LDDS-500HW□	12~56	2~45	500
LDDS-700HW□	12~56	2~45	700
LDDS-1000HW□	12~56	2~45	1000

□=Blank, B

Blank: Without Dimming B: With 3 in 1 Dimming

SPD/ICL Series

SPD 10kA Surge Protection Device

Features

- UL1449, Type 4, BS EN/IEC61643-11(SPD-10S)
- Line to Ground & Line to Line protected
- Series connection type
- IP66
- LED status indicators
- Thermally protected



SPD 20kA Surge Protection Device

Features

- UL1449, Type 2 (SPD-20),Type 4 (SPD-20HP) component assemblies
- Line to Ground & Line to Line protected
- Parallel (3 wires) connection style (SPD-20HP)
- Series connection type (SPD-20)
- IP67 (SPD-20); IP66 (SPD-20HP)
- Thermally protected (SPD-20HP)



SPD Spec

Models

Model No.	SPD-10S-277S	SPD-20-240P	SPD-20-277P	SPD-20HP-277S	SPD-20HP-480S
Operating Voltage	120~277VAC	240VAC	277VAC	120~277VAC	347~480VAC
Dimension (mm)	56.76x46.36x26	90x70x50		71.6x67.7x32	

ICL 16A/28A AC Inrush Current Limiter

Features:

- 23A inrush limiting current, 16A continuous (ICL-16R/L)
- 48A inrush limiting current, 28A continuous (ICL-28R/L)
- 180~264VAC AC input
- Integrated bypass relay, no simple NTC
- Internal thermal protection
- Installed on DIN Rail TS-35/7.5 or 15 (ICL-16R/28R)
- -30~+70°C wide working temperature
- 3 years warranty



ICL Spec

Model No.	ICL-16R	ICL-16L	ICL-28R	ICL-28L
Inrush Current Limiting	23A	23A	48A	48A
AC Continuous Rated Current	16A	16A	28A	28A
Dimension (mm)	35x90x54.5	175x42x24	52.5x90x54	175x42x24

DAP/DLP/DLS Series

DAP-04 DALI to PWM Converter

Features

- Convert DALI signal to PWM signal
- Universal AC input: 90~305VAC
- 4 DALI addressable output channels
- Built-in push dim function
- Linear or logarithm dimming curve selectable (comply with IEC62386-207)
- Dimming range: 1~100%
- Built-in relay for ON/OFF control of LED PSU
- Two models for choice:
- Blank-Type: 4 channels with 4 DALI addresses
- S01-Type: 4 channels with 4 or 1 DALI address selectable
- 3 years warranty



L165x W46x H23mm

DAP-04

DLP-04L/R DALI Bus Power Supply

Features

- Universal AC input: 90~264VAC
- Withstand 300VAC surge input for 5 seconds
- Isolation class II
- No load power consumption <0.5W (type L)
- Compact size with 2SU(35mm) width (type R)
- 3 years warranty



DLP-04R
W35x H90x D54.5mm



DLP-04L
L145x W38x H22mm

DLP Spec

DLS DALI-2 PIR Motion Sensor NEW

Features

- Certified to DALI-2 standards
- Compliant with IEC-62386-101/103/303/304
- Powered via the DALI bus
- PIR motion detection
- Daylight sensor detection available
- Max detection range:6-8m in diameter (DLS-203-P)
  8-10m in diameter (DLS-208-P)
- 6m max mounting height (DLS-203-P)
  10m max mounting height (DLS-208-P)
- Flush mounting, surface mounting available(Only DLS-208-P)
- 5 years warranty



DLS-203-P



DLS-208-P

DLS Spec

DTP/DLC/KAA Series

NEW DTP DAL1-2 Touch Panel

Features

- DALI-2 certified touch panel
- Compliant with IEC-62386-301 push button
- Compliant with IEC-62386-332 feedback
- Compatible for DALI-2 controllers
- Powered by DALI Bus
- Configurable functionality via MEAN WELL DLC-02 software
- Each button can trigger multiple modes:
  Short Click/Double Click/Long Press, to trigger scene or grouping functions
- Backlight brightness adjustable
- Touch panel volume adjustable
- 5 years warranty



6 keys-U type



4 keys-U type



6 keys-E type



3 keys-E type

DTP

DLC-02 DALI-2 Controller / KNX-DALI Gateway

Features

- DALI-2 multi-master application controller
- Universal AC input: 100~277VAC
- Two independent DALI Bus channels with built in
- bus power supply (up to 250mA per bus)
- Connect up to 2x64 DALI ECGs/Driver and up to 2x12 DALI input devices
- LCD display, LED indicators and buttons for local operation
- Built in with 250V/5A(x4) relay
- Easy installation and configuration via PC software or web browser
- KNX to DALI gateway (DLC-02KN)
- 5 years warranty



DLC-02/DLC-02-KN

L145x W38x H22mm

DLC-02

KAA-4R4V/8R KNX LED Actuator / Dimmer

Features

- Dimming and switching LED driver and conventional electronic ballast (KAA-4R4V)
- Linear or logarithmic dimming curve programable via ETS software (KAA-4R4V)
- 8 channel actuator in a compact size (KAA-8R)
- For AX, C-load, capacitive & inductive of loads (KAA-8R)
- Manual control via panel Push button
- Programmable various time and scene function
- Support KNX Data Secure
- 3 years warranty



KAA-8R-16S
KAA-8R-10S
KAA-4R4V-10S

W70x H90x D57mm

KAA Spec

KNX System Component

KNX-20E/40E 640/1280mA KNX Power Supply

Features

- EIB / KNX power supply with Integrated choke
- AC input: 180~264VAC
- No load power consumption <0.5W
- Safety extra low voltage (SELV)
- Isolation class I
- Over voltage category III
- LED indicator for normal operation, bus reset and bus overload
- Compact size with 3SU/4SU width
- Protections: Short Circuit / Overload (Short-Circuit-Proof) / Over Voltage
- 3 years warranty



KNX-20E-640
W52.5x H90x D54.5mm



KNX-40E-1280
W72x H90x D57mm

Model No.	Vout 1 (with choke)	Vout 2 (without choke)	Iout ($I_1 + I_2$)
KNX-20E-640	Bus, 30V	30V	640mA
KNX-40E-1280□	Bus, 30V	30V	1280mA

□=Blank, D ; Blank= Basic function，D= Diagnostic function

KNX Spec

KSI-01U KNX-USB Interface

Features

- No additional power supply required
- KNX commissioning addressing and parameters settings
- Long messages support up to 220 byte APDU
- 3 years warranty



W36x H90x D71mm

KSI-01U

KSR-01IP KNX IP Router

Features

- No additional power supply required
- 4 KNX IP/TP tunnelings
- Built-in web front-end page
- 3 years warranty



W36x H90x D71mm

KSR-01IP

KSC-01L KNX LINE Coupler

Features

- Telegram filtering function
- Long messages support up to 240 byte APDU
- Trace the subline traffic
- 3 years warranty



W36x H90x D71mm

KSC-01L

Comparison Chart of Metal Case Models

Series Name	Type	IP	Dimming	Vo / Io Adj	Remark
XLG-20/25/50/75/100/150/200/240/320	Blank (25W、50W except)	67			20W Standard, 70~300W Option
	A			Io	Standard
	B (20W only)		3 in 1 (Note 1)		
	AB (20W except)			Io	
XLG-50/75/100/150/200/240/320-DA2	Blank	67		Io	Standard
	DA2		DALI-2 dimming function		
	DA2-A		DALI-2 dimming function with 12V/250mA Auxiliary available		Option
HLG-40H/60H/80H /100H/120H/150H /185H/240H/320H/ 480H/600H	Blank (40~320W)	67			Standard
	A	65		✓	
	B	67	3 in 1 (Note 2)		
	AB	65	3 in 1 (Note 2)	✓	
	C (240W/320W only)		Terminal block I/O	✓	Option
	D (40~480W)	67	Timer dimming		
	Dx (480W only)		Smart Timer dimming/By request		Option
	BL (80W only)	66	B-Type with junction box, UL8750 LISTED, 3 in 1 (Note 2)		Option
HLG-60H-C/80H-C/120H-C/185H-C/240H-C/320H-C/480H-C	A	65		Io	Standard
	B	67	3 in 1 (Note 2)		
	AB	65	3 in 1 (Note 2)	Io	
	D (60~185W)	67	Timer dimming		Option
	Dx (240~480W)		Smart Timer dimming/By request		Option
	DA (320W only)		DALI		Standard
ELG-75/100/150/200 /240 ELG-75-C/100-C/150-C/200-C/240-C	Blank	67			Standard
	A	65		✓/Io(ELG-C)	
	B	67	3 in 1 (Note 1)		
	AB	65	3 in 1 (Note 1)	✓/Io(ELG-C)	
	Dx	67	Smart Timer dimming/By request		Option
	DA		DALI		Standard
ELG-300	A	67		Io	Standard
ELGC-300	Blank	67			Standard
	A			Io	Standard
	AB		3 in 1 (Note 1)	Io	
	Dx		Smart Timer dimming/By request		Option
	ADA		DALI-2	Io	Standard
XBG-100/160/240	A	67		Io	Standard
	AB		3 in 1 (Note 1)		
HBG-60/60P					Standard
HBG-100/160/200/240	Blank	67			
	A	65		Io	
	B	67	3 in 1 (Note 2)		
	AB	65	3 in 1 (Note 2)	Io	
	DA	67	DALI		
HBG-100P/160P/240P	A			Io	Standard
	B		3 in 1 (Note 2)		
HBGC-300	A	67		Io	Standard
	AB		3 in 1 (Note 2)		
	ADA		DALI-2		
HVG-65/100/150/240/320/480	A	65		✓	Standard
	B	67	3 in 1 (Note 1)		
	AB	65		✓	
	D (65~150W)	67	Timer dimming		Option
	Dx (240~480W)	67	Smart Timer dimming/By request		
HVGC-65/150/240/320/480/650/1000	Blank (480W only)	67			Option
	A (65~320W)	65		Io	Standard
	B (65~320W)	67	3 in 1 (Note 1)		
	AB	65		Io	
	D (65~150W)	67	Timer dimming		Option
	Dx(240~1000W)	67	Smart Timer dimming/By request		
	DA (650W, 1000W)	67	650: DALI 1000: DALI-2		
	ADA (480W only)	65	DALI-2	Io	Standard

Note 1: 3 in 1 = 0~10Vdc, 10V PWM signal,or resistance
Note 2: 3 in 1 = 1~10Vdc, 10V PWM signal,or resistance

Sustainable Development Group



Official Website

www.SDG-MSP.com

The prospect of Sustainable Development Group (SDG) was initiated by Jerry Lin, MEAN WELL's founder. He selected nine goals from United Nations Sustainable Development Goals (SDGs) and integrated the SDG spirits into the corporate sustainable development.

Sustainable Development Group is composed of four parts:
MEAN WELL Group, the solid foundation with 4 decades of history;
PowerNex, the equity investment company based in Taiwan;
Share Well, the group creates synergies through cooperation with power-related industries in China
MEAN WELL Foundation, the non-profit organization conserves the core value of "good intentions"

SDG Group aims to build industry alliances with global partners, and exerts the power of stability in the power supply industry, to make a better environment for the next generation

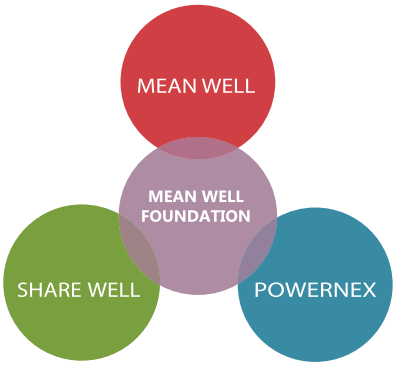

SUSTAINABLE DEVELOPMENT GROUP



Raliable Partners · Sustainable Development

Media Kit

MEAN WELL E-news

Find the "SUBSCRIBE" at the footer of MEAN WELL website. Fill in the E-News Subscribe Form, and last click the "SUBSCRIBE". Then, our confirmation e-mail will be sent to you.



MEAN WELL APP

Install MEAN WELL NEWS APP, and you won't miss our lastest news.



SDG SHARE+

Based on the concept of SDG industry value network, it provides users with various system services, and connects suppliers, third parties and ESG partners in series to form a SDG sharing platform.



Social Media

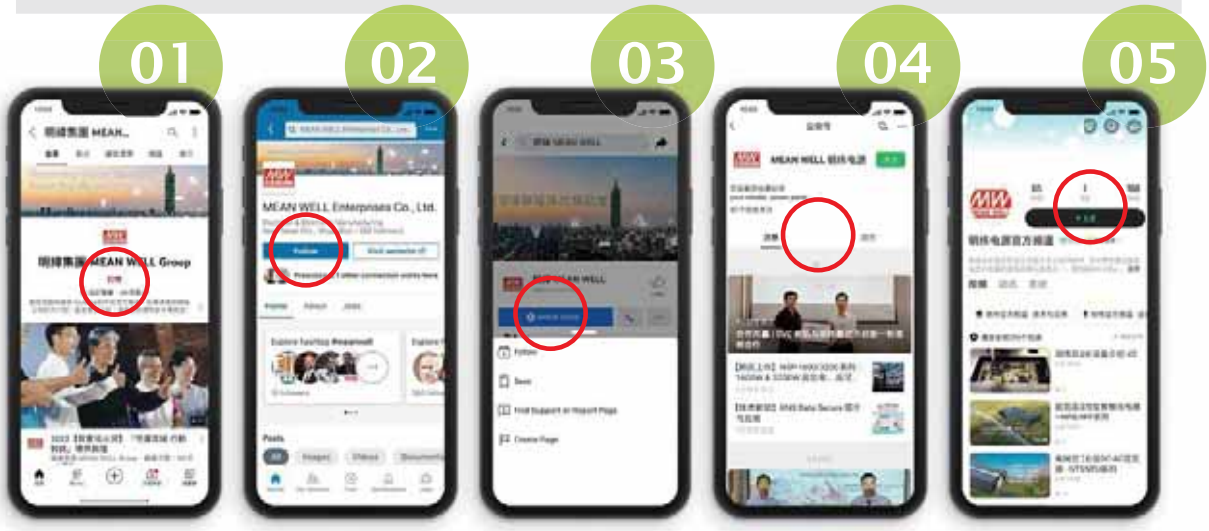

01 YouTube

- Scan the QR code
- Press "SUBSCRIBE" button
- Turn on the bell. So you won't miss any videos

02 LinkedIn

- Scan the QR code
- Navigate into MEAN WELL page and "Following" us.

03 Facebook

- Scan the QR code
- Find the icon ··· and choose "FOLLOW"
- Don't forget to "Like" us.

04 WeChat

- Search official account "MEAN WELL" in WeChat APP
- Click the "FOLLOW" button

05 YouKu

- Scan the QR code
- Press the "SUBSCRIBE" button on the top



明緯企業股份有限公司(總部)
MEAN WELL ENTERPRISES CO.,LTD.(HQ)
24891 新北市五股區五權三路28號
No.28, Wuquan 3rd Rd., Wugu Dist.,
New Taipei City 24891,Taiwan
Tel: +886-2-2299-6100(rep.)
Fax: +886-2-2299-6200(rep.) +886-2-2298-0818(sales)
E-mail: info@meanwell.com Web: www.meanwell.com

明緯(廣州)電子有限公司
MEAN WELL(GUANGZHOU)ELECTRONICS CO.,LTD.
廣州市花都區金谷南路11號
No.11, Jin' gu South Road, Huadu District,
Guangzhou, Chian
Tel: +86-20-3773-7100 / 400-800-3608(sales)
E-mail: info@meanwell.com.cn
Web: www.meanwell.com.cn

蘇州明緯科技有限公司
SUZHOU MEAN WELL TECHNOLOGY CO.,LTD.
蘇州市相城區黃埭鎮長平路269號
No.269, Changping Road, Huangdai Town,
Xiangcheng District, Suzhou, Jiangsu Province, China.
Tel: +86-512-6508-8600
E-mail: info@meanwell.cc Web: www.meanwell.cc

U.S.A
MEAN WELL USA, INC.
44030 Fremont Blvd., Fremont, CA 94538, U.S.A.
Tel: +1-510-683-8886
6655 Troose Ave.,Kansas City,Missouri 64131
Tel: +1-816-601-4033
E-mail: info@meanwellusa.com
Web: www.meanwellusa.com

EUROPE
MEAN WELL EUROPE N.V.
Langs de Werf 8, 1185XT Amstelveen, the Netherlands
Tel: +31-20-758-6000
E-mail: info@meanwell.eu Web: www.meanwell.eu

INDIA
MEAN WELL INDIA ELECTRONICS PRIVATE LIMITED
Plot No. 9C, GF-1F, Peenya Industrial Area, 2nd Phase,
Chokkasandra Main Road, Bengaluru-560058
Tel: +91-9686448906
E-mail: benaka.v@meanwellindia.com
Web: www.meanwellindia.com

微信公众号

SINGAPORE
MEAN WELL SINGAPORE PTE. LTD.
140 Paya Lebar Road #10-09 AZ @ Paya Lebar Singapore 409015
Tel: 886-2-2299-6100 # 864
E-mail: info@meanwell.com Web: www.meanwell.com.sg

MALAYSIA
MEAN WELL MALAYSIA SDN BHD
No 77, Jalan TPK 2/8, Taman Perindustrian Kinrara,
Sek 2, 47180 Puchong, Selangor Dahrul Ehsan.
Tel: +60-3-5888-8033
E-mail: wswong@meanwellasean.com
Web: www.meanwell.com.my

TURKEY
MEAN WELL TURKEY DIŞ TiCARET ANONiM ŞiRKETi
İkitelli OSB MAH. Enkoop 1.Sk No: 2B İÇ KAPI
NO: 5 Basaksehir, Istanbul, Turkey
Tel: +90-850 532 4667
E-mail: a.argilli@meanwell.com
Web: www.meanwellturkey.com

Please Contact Your Local Distributor

2025.8

PRINTED WITH SOY INK